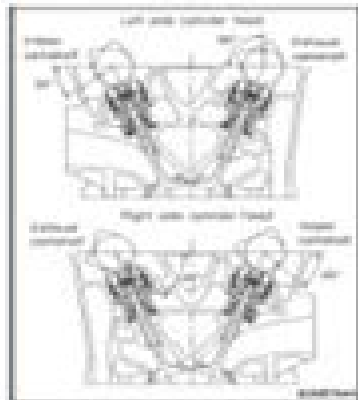


Subaru Legacy 1993-1999 Workshop Manual



11. Generalized coordinates

Apply engine oil to cylinder head at camshaft bearing location before installing camshaft. Install camshaft so that roller arm is close to or in contact with "base circle" of cam lobe.

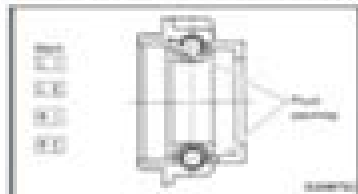
2000

- When cannulae are positioned as shown in figure, cannulae need to be rotated at a minimum to align with timing belt during installation.

- Right Panel (Compound) need not be related either to all individual elements or figures.

Left-hand column: column: Right: 80° clockwise

(Left hand) **external compass**: Rotate 45° (counter-clockwise).



2.1. Current and industrial


- (7) Apply the following procedure repeatedly to \mathcal{C} :

CONCLUSIONS

Do not apply fluid packing excessively. Excessive application may cause excess packing to come forward off seat, resulting in oil leakage.

[illegible]

1998, 1999, 2000, 2001, 2002, 2003, 2004, 2005, 2006, 2007, 2008, 2009, 2010, 2011, 2012, 2013, 2014, 2015, 2016, 2017, 2018, 2019, 2020, 2021, 2022, 2023, 2024, 2025, 2026, 2027, 2028, 2029, 2030, 2031, 2032, 2033, 2034, 2035, 2036, 2037, 2038, 2039, 2040, 2041, 2042, 2043, 2044, 2045, 2046, 2047, 2048, 2049, 2050, 2051, 2052, 2053, 2054, 2055, 2056, 2057, 2058, 2059, 2060, 2061, 2062, 2063, 2064, 2065, 2066, 2067, 2068, 2069, 2070, 2071, 2072, 2073, 2074, 2075, 2076, 2077, 2078, 2079, 2080, 2081, 2082, 2083, 2084, 2085, 2086, 2087, 2088, 2089, 2090, 2091, 2092, 2093, 2094, 2095, 2096, 2097, 2098, 2099, 2100, 2101, 2102, 2103, 2104, 2105, 2106, 2107, 2108, 2109, 2110, 2111, 2112, 2113, 2114, 2115, 2116, 2117, 2118, 2119, 2120, 2121, 2122, 2123, 2124, 2125, 2126, 2127, 2128, 2129, 2130, 2131, 2132, 2133, 2134, 2135, 2136, 2137, 2138, 2139, 2140, 2141, 2142, 2143, 2144, 2145, 2146, 2147, 2148, 2149, 2150, 2151, 2152, 2153, 2154, 2155, 2156, 2157, 2158, 2159, 2160, 2161, 2162, 2163, 2164, 2165, 2166, 2167, 2168, 2169, 2170, 2171, 2172, 2173, 2174, 2175, 2176, 2177, 2178, 2179, 2180, 2181, 2182, 2183, 2184, 2185, 2186, 2187, 2188, 2189, 2190, 2191, 2192, 2193, 2194, 2195, 2196, 2197, 2198, 2199, 2200, 2201, 2202, 2203, 2204, 2205, 2206, 2207, 2208, 2209, 2210, 2211, 2212, 2213, 2214, 2215, 2216, 2217, 2218, 2219, 2220, 2221, 2222, 2223, 2224, 2225, 2226, 2227, 2228, 2229, 2230, 2231, 2232, 2233, 2234, 2235, 2236, 2237, 2238, 2239, 2240, 2241, 2242, 2243, 2244, 2245, 2246, 2247, 2248, 2249, 2250, 2251, 2252, 2253, 2254, 2255, 2256, 2257, 2258, 2259, 2260, 2261, 2262, 2263, 2264, 2265, 2266, 2267, 2268, 2269, 2270, 2271, 2272, 2273, 2274, 2275, 2276, 2277, 2278, 2279, 2280, 2281, 2282, 2283, 2284, 2285, 2286, 2287, 2288, 2289, 2290, 2291, 2292, 2293, 2294, 2295, 2296, 2297, 2298, 2299, 2300, 2301, 2302, 2303, 2304, 2305, 2306, 2307, 2308, 2309, 2310, 2311, 2312, 2313, 2314, 2315, 2316, 2317, 2318, 2319, 2320, 2321, 2322, 2323, 2324, 2325, 2326, 2327, 2328, 2329, 2330, 2331, 2332, 2333, 2334, 2335, 2336, 2337, 2338, 2339, 2340, 2341, 2342, 2343, 2344, 2345, 2346, 2347, 2348, 2349, 2350, 2351, 2352, 2353, 2354, 2355, 2356, 2357, 2358, 2359, 2360, 2361, 2362, 2363, 2364, 2365, 2366, 2367, 2368, 2369, 2370, 2371, 2372, 2373, 2374, 2375, 2376, 2377, 2378, 2379, 2380, 2381, 2382, 2383, 2384, 2385, 2386, 2387, 2388, 2389, 2390, 2391, 2392, 2393, 2394, 2395, 2396, 2397, 2398, 2399, 2400, 2401, 2402, 2403, 2404, 2405, 2406, 2407, 2408, 2409, 2410, 2411, 2412, 2413, 2414, 2415, 2416, 2417, 2418, 2419, 2420, 2421, 2422, 2423, 2424, 2425, 2426, 2427, 2428, 2429, 2430, 2431, 2432, 2433, 2434, 2435, 2436, 2437, 2438, 2439, 2440, 2441, 2442, 2443, 2444, 2445, 2446, 2447, 2448, 2449, 2450, 2451, 2452, 2453, 2454, 2455, 2456, 2457, 2458, 2459, 2460, 2461, 2462, 2463, 2464, 2465, 2466, 2467, 2468, 2469, 2470, 2471, 2472, 2473, 2474, 2475, 2476, 2477, 2478, 2479, 2480, 2481, 2482, 2483, 2484, 2485, 2486, 2487, 2488, 2489, 2490, 2491, 2492, 2493, 2494, 2495, 2496, 2497, 2498, 2499, 2500, 2501, 2502, 2503, 2504, 2505, 2506, 2507, 2508, 2509, 2510, 2511, 2512, 2513, 2514, 2515, 2516, 2517, 2518, 2519, 2520, 2521, 2522, 2523, 2524, 2525, 2526, 2527, 2528, 2529, 2530, 2531, 2532, 2533, 2534, 2535, 2536, 2537, 2538, 2539, 2540, 2541, 2542, 2543, 2544, 2545, 2546, 2547, 2548, 2549, 2550, 2551, 2552, 2553, 2554, 2555, 2556, 2557, 2558, 2559, 2560, 2561, 2562, 2563, 2564, 2565, 2566, 2567, 2568, 2569, 2570, 2571, 2572, 2573, 2574, 2575, 2576, 2577, 2578, 2579, 2580, 2581, 2582, 2583, 2584, 2585, 2586, 2587, 2588, 2589, 2590, 2591, 2592, 2593, 2594, 2595, 2596, 2597, 2598, 2599, 2600, 2601, 2602, 2603, 2604, 2605, 2606, 2607, 2608, 2609, 2610, 2611, 2612, 2613, 2614, 2615, 2616, 2617, 2618, 2619, 2620, 2621, 2622, 2623, 2624, 2625, 2626, 2627, 2628, 2629, 2630, 2631, 2632, 2633, 2634, 2635, 2636, 2637, 2638, 2639, 2640, 2641, 2642, 2643, 2644, 2645, 2646, 2647, 2648, 2649, 2650, 2651, 2652, 2653, 2654, 2655, 2656, 2657, 2658, 2659, 2660, 2661, 2662, 2663, 2664, 2665, 2666, 2667, 2668, 2669, 2670, 2671, 2672, 2673, 2674, 2675, 2676, 2677, 2678, 2679, 26



- (2) Apply original marking surfaces and install cap on terminal.

- Ch. 10: **Graphical** **all** at least two stages in the **square**, and then **right** to

20

Remove cap, remove cannula, replace only.



... ..

Apply pressure to move oil from tips and press onto front end of camshaft by using 5T1 and 5T2.

1000

© 2000 Blackwell Science Ltd *Journal of Internal Medicine* 247: 105–112

1977 1978-1979 1980 1981 1982 1983 1984 1985 1986 1987 1988 1989 1990 1991 1992 1993 1994 1995 1996 1997 1998 1999 2000 2001 2002 2003 2004 2005 2006 2007 2008 2009 2010 2011 2012 2013 2014 2015 2016 2017 2018 2019 2020 2021 2022 2023 2024 2025 2026 2027 2028 2029 2030 2031 2032 2033 2034 2035 2036 2037 2038 2039 2040 2041 2042 2043 2044 2045 2046 2047 2048 2049 2050 2051 2052 2053 2054 2055 2056 2057 2058 2059 2060 2061 2062 2063 2064 2065 2066 2067 2068 2069 2070 2071 2072 2073 2074 2075 2076 2077 2078 2079 2080 2081 2082 2083 2084 2085 2086 2087 2088 2089 2090 2091 2092 2093 2094 2095 2096 2097 2098 2099 2100 2101 2102 2103 2104 2105 2106 2107 2108 2109 2110 2111 2112 2113 2114 2115 2116 2117 2118 2119 2120 2121 2122 2123 2124 2125 2126 2127 2128 2129 2130 2131 2132 2133 2134 2135 2136 2137 2138 2139 2140 2141 2142 2143 2144 2145 2146 2147 2148 2149 2150 2151 2152 2153 2154 2155 2156 2157 2158 2159 2160 2161 2162 2163 2164 2165 2166 2167 2168 2169 2170 2171 2172 2173 2174 2175 2176 2177 2178 2179 2180 2181 2182 2183 2184 2185 2186 2187 2188 2189 2190 2191 2192 2193 2194 2195 2196 2197 2198 2199 2200 2201 2202 2203 2204 2205 2206 2207 2208 2209 2210 2211 2212 2213 2214 2215 2216 2217 2218 2219 2220 2221 2222 2223 2224 2225 2226 2227 2228 2229 2230 2231 2232 2233 2234 2235 2236 2237 2238 2239 2240 2241 2242 2243 2244 2245 2246 2247 2248 2249 2250 2251 2252 2253 2254 2255 2256 2257 2258 2259 2260 2261 2262 2263 2264 2265 2266 2267 2268 2269 2270 2271 2272 2273 2274 2275 2276 2277 2278 2279 2280 2281 2282 2283 2284 2285 2286 2287 2288 2289 2290 2291 2292 2293 2294 2295 2296 2297 2298 2299 2300 2301 2302 2303 2304 2305 2306 2307 2308 2309 2310 2311 2312 2313 2314 2315 2316 2317 2318 2319 2320 2321 2322 2323 2324 2325 2326 2327 2328 2329 2330 2331 2332 2333 2334 2335 2336 2337 2338 2339 2340 2341 2342 2343 2344 2345 2346 2347 2348 2349 2350 2351 2352 2353 2354 2355 2356 2357 2358 2359 2360 2361 2362 2363 2364 2365 2366 2367 2368 2369 2370 2371 2372 2373 2374 2375 2376 2377 2378 2379 2380 2381 2382 2383 2384 2385 2386 2387 2388 2389 2390 2391 2392 2393 2394 2395 2396 2397 2398 2399 2400 2401 2402 2403 2404 2405 2406 2407 2408 2409 2410 2411 2412 2413 2414 2415 2416 2417 2418 2419 2420 2421 2422 2423 2424 2425 2426 2427 2428 2429 2430 2431 2432 2433 2434 2435 2436 2437 2438 2439 2440 2441 2442 2443 2444 2445 2446 2447 2448 2449 2450 2451 2452 2453 2454 2455 2456 2457 2458 2459 2460 2461 2462 2463 2464 2465 2466 2467 2468 2469 2470 2471 2472 2473 2474 2475 2476 2477 2478 2479 2480 2481 2482 2483 2484 2485 2486 2487 2488 2489 2490 2491 2492 2493 2494 2495 2496 2497 2498 2499 2500 2501 2502 2503 2504 2505 2506 2507 2508 2509 2510 2511 2512 2513 2514 2515 2516 2517 2518 2519 2520 2521 2522 2523 2524 2525 2526 2527 2528 2529 2530 2531 2532 2533 2534 2535 2536 2537 2538 2539 2540 2541 2542 2543 2544 2545 2546 2547 2548 2549 2550 2551 2552 2553 2554 2555 2556 2557 2558 2559 2560 2561 2562 2563 2564 2565 2566 2567 2568 2569 2570 2571 2572 2573 2574 2575 2576 2577 2578 2579 2580 2581 2582 2583 2584 2585 2586 2587 2588 2589 2590 2591 2592 2593 2594 2595 2596 2597 2598 2599 2600 2601 2602 2603 2604 2605 2606 2607 2608 2609 2610 2611 2612 2613 2614 2615 2616 2617 2618 2619 2620 2621 2622 2623 2624 2625 2626 2627 2628 2629 2630 2631 2632 2633 2634 2635 2636 2637 2638 2639 2640 2641 2642 2643 2644 2645 2646 2647 2648 2649 2650 2651 2652 2653 2654 2655 2656 2657 2658 2659 2660 2661 2662 2663 2664 2665 2666 2667 2668 2669 2670 2671 2672 2673 2674 2675 2676 2677 2678 2679 2680 2681 2682 2683 2684 2685 2686 2687 2688 2689 2690 2691 2692 2693 2694 2695 2696 2697 2698 2699 2700 2701 2702 2703 2704 2705 2706 2707 2708 2709 2710 2711 2712 2713 2714 2715 2716 2717 2718 2719 2720 2721 2722 2723 2724 2725 2726 2727 2728 2729 2730 2731 2732 2733 2734 2735 2736 2737 2738 2739 2740 2741 2742 2743 2744 2745 2746 2747 2748 2749 2750 2751 2752 2753 2754 2755 2756 2757 2758 2759 2760 2761 2762 2763 2764 2765 2766 2767 2768 2769 2770 2771 2772 2773 2774 2775 2776 2777 2778 2779 2780 2781 2782 2783 2784 2785 2786 2787 2788 2789 2790 2791 2792 2793 2794 2795

[illegible]

2. Cylinder II

PDF
DOWNLOAD

10. Rubber cover (Rt)
11. Rubber cover (glass) (Rt)
12. Oil separator cover
13. Cover
14. Brake camshaft cap (Front Rt)
15. Brake camshaft cap (Center Rt)
16. Brake camshaft cap (Rear Rt)
17. Brake camshaft (Rt)
18. Exhaust camshaft cap (Front Rt)
19. Exhaust camshaft cap (Center Rt)
20. Exhaust camshaft cap (Rear Rt)
21. Exhaust camshaft (Rt)
22. Valve cover bolts

- 12 Exhaust valve guide
- 13 Cylinder head bolt
- 14 Oil seal
- 15 Cylinder head (FR)
- 16 Cylinder head gasket (FR)
- 17 Cylinder head gasket (LH)
- 18 Cylinder head (LH)
- 19 Intake manifold (FR)
- 20 Exhaust manifold (LH)
- 21 Intake manifold cap (FR/LH)
- 22 Intake manifold cap (Cylinder LH)
- 23 Intake manifold cap (Rear LH)
- 24 Exhaust manifold (FR/LH)

- ```

10 Extract variable use (June 19)
11 Extract variable use (June 19)
12 Extract variable use (June 19)
13 Extract variable use (June 19)
14 On the way
15 On the way
16 On the way
17 On the way

```

Hydroponics systems: three stages, 10 days  
 1st. starter mix 2. 2nd (nutrient) 3.  
 3rd. 4. 5. 6. 7. 8. 9. 10.

# Subaru Legacy 1993 Owner39s Manual

**Jianjun Gao**



**Subaru Legacy 1993 Owner39s Manual:**

**2017 Subaru Legacy Owner Manual Compatible with OEM Owners Manual, Factory Glovebox Book**  
Helming,2017-07-20      **Subaru Legacy 1993 Service Manual Supplement** ,1992      **2023 Subaru Outback Owner Manual Compatible with OEM Owners Manual, Factory Glovebox Book** Helming,2023-02-26      [2017 Subaru Outback Owner Manual Compatible with OEM Owners Manual, Factory Glovebox Book](#) Helming,2017-09-05      [2016 Subaru Outback Owner Manual Compatible with OEM Owners Manual, Factory Glovebox Book](#) Helming,2016-11-28      **2022 Subaru Outback Owner Manual Compatible with OEM Owners Manual, Factory Glovebox Book** Helming,2022-06-16

**2221 Subaru Outback Owner Manual Compatible with OEM Owners Manual, Factory Glovebox Book**  
Helming,2021-06-08      *2018 Subaru Outback Owner Manual Compatible with OEM Owners Manual, Factory Glovebox Book*  
Helming,2018-02-12      [2219 Subaru Outback Owner Manual Compatible with OEM Owners Manual, Factory Glovebox Book](#)  
Helming,2019-06-08      **2220 Subaru Outback Owner Manual Compatible with OEM Owners Manual, Factory Glovebox Book** Helming,2020-06-27      **2013 Subaru Outback Owner Manual Compatible with OEM Owners Manual, Factory Glovebox Book** Helming,2013-06-11      *2012 Subaru Outback Owner Manual Compatible with OEM Owners Manual, Factory Glovebox Book* Helming,2012-04-19      *Subaru Legacy Automotive Repair Manual* Mike Stubblefield,Robert Phillip Maddox,John Harold Haynes,1998      **Subaru Legacy 1990 Service Manual** Fuji Jūkōgyō Kabushiki Kaisha,1990      [Subaru Legacy 1992 Service Manual](#) Fuji Jūkōgyō Kabushiki Kaisha,1991      **Subaru Legacy (10-16) & Forester (09-16)** Haynes Publishing,2017-06-15 Complete coverage for your Subaru Legacy 10 16 Forester 09 16      **Subaru Legacy 1990 Service Manual Supplement** ,1990      **Subaru Liberty** ,1994      **Subaru Legacy 1994 Service Manual** ,1997      *2015 Subaru Forester Owner Manual Compatible with OEM Owners Manual, Factory Glovebox Book* Helming,2015-05-04

The book delves into Subaru Legacy 1993 Owner39s Manual. Subaru Legacy 1993 Owner39s Manual is an essential topic that needs to be grasped by everyone, ranging from students and scholars to the general public. This book will furnish comprehensive and in-depth insights into Subaru Legacy 1993 Owner39s Manual, encompassing both the fundamentals and more intricate discussions.

1. The book is structured into several chapters, namely:
    - Chapter 1: Introduction to Subaru Legacy 1993 Owner39s Manual
    - Chapter 2: Essential Elements of Subaru Legacy 1993 Owner39s Manual
    - Chapter 3: Subaru Legacy 1993 Owner39s Manual in Everyday Life
    - Chapter 4: Subaru Legacy 1993 Owner39s Manual in Specific Contexts
    - Chapter 5: Conclusion
  2. In chapter 1, the author will provide an overview of Subaru Legacy 1993 Owner39s Manual. The first chapter will explore what Subaru Legacy 1993 Owner39s Manual is, why Subaru Legacy 1993 Owner39s Manual is vital, and how to effectively learn about Subaru Legacy 1993 Owner39s Manual.
  3. In chapter 2, this book will delve into the foundational concepts of Subaru Legacy 1993 Owner39s Manual. This chapter will elucidate the essential principles that must be understood to grasp Subaru Legacy 1993 Owner39s Manual in its entirety.
  4. In chapter 3, this book will examine the practical applications of Subaru Legacy 1993 Owner39s Manual in daily life. This chapter will showcase real-world examples of how Subaru Legacy 1993 Owner39s Manual can be effectively utilized in everyday scenarios.
  5. In chapter 4, the author will scrutinize the relevance of Subaru Legacy 1993 Owner39s Manual in specific contexts. The fourth chapter will explore how Subaru Legacy 1993 Owner39s Manual is applied in specialized fields, such as education, business, and technology.
  6. In chapter 5, this book will draw a conclusion about Subaru Legacy 1993 Owner39s Manual. This chapter will summarize the key points that have been discussed throughout the book.
- This book is crafted in an easy-to-understand language and is complemented by engaging illustrations. This book is highly recommended for anyone seeking to gain a comprehensive understanding of Subaru Legacy 1993 Owner39s Manual.

[http://www.frostbox.com/public/publication/Documents/toshiba\\_satellite\\_a205\\_repair\\_manual.pdf](http://www.frostbox.com/public/publication/Documents/toshiba_satellite_a205_repair_manual.pdf)

## **Table of Contents Subaru Legacy 1993 Owner39s Manual**

1. Understanding the eBook Subaru Legacy 1993 Owner39s Manual
  - The Rise of Digital Reading Subaru Legacy 1993 Owner39s Manual
  - Advantages of eBooks Over Traditional Books
2. Identifying Subaru Legacy 1993 Owner39s Manual
  - Exploring Different Genres
  - Considering Fiction vs. Non-Fiction
  - Determining Your Reading Goals
3. Choosing the Right eBook Platform
  - Popular eBook Platforms
  - Features to Look for in an Subaru Legacy 1993 Owner39s Manual
  - User-Friendly Interface
4. Exploring eBook Recommendations from Subaru Legacy 1993 Owner39s Manual
  - Personalized Recommendations
  - Subaru Legacy 1993 Owner39s Manual User Reviews and Ratings
  - Subaru Legacy 1993 Owner39s Manual and Bestseller Lists
5. Accessing Subaru Legacy 1993 Owner39s Manual Free and Paid eBooks
  - Subaru Legacy 1993 Owner39s Manual Public Domain eBooks
  - Subaru Legacy 1993 Owner39s Manual eBook Subscription Services
  - Subaru Legacy 1993 Owner39s Manual Budget-Friendly Options
6. Navigating Subaru Legacy 1993 Owner39s Manual eBook Formats
  - ePub, PDF, MOBI, and More
  - Subaru Legacy 1993 Owner39s Manual Compatibility with Devices
  - Subaru Legacy 1993 Owner39s Manual Enhanced eBook Features
7. Enhancing Your Reading Experience
  - Adjustable Fonts and Text Sizes of Subaru Legacy 1993 Owner39s Manual
  - Highlighting and Note-Taking Subaru Legacy 1993 Owner39s Manual
  - Interactive Elements Subaru Legacy 1993 Owner39s Manual

8. Staying Engaged with Subaru Legacy 1993 Owner39s Manual
  - Joining Online Reading Communities
  - Participating in Virtual Book Clubs
  - Following Authors and Publishers Subaru Legacy 1993 Owner39s Manual
9. Balancing eBooks and Physical Books Subaru Legacy 1993 Owner39s Manual
  - Benefits of a Digital Library
  - Creating a Diverse Reading Collection Subaru Legacy 1993 Owner39s Manual
10. Overcoming Reading Challenges
  - Dealing with Digital Eye Strain
  - Minimizing Distractions
  - Managing Screen Time
11. Cultivating a Reading Routine Subaru Legacy 1993 Owner39s Manual
  - Setting Reading Goals Subaru Legacy 1993 Owner39s Manual
  - Carving Out Dedicated Reading Time
12. Sourcing Reliable Information of Subaru Legacy 1993 Owner39s Manual
  - Fact-Checking eBook Content of Subaru Legacy 1993 Owner39s Manual
  - Distinguishing Credible Sources
13. Promoting Lifelong Learning
  - Utilizing eBooks for Skill Development
  - Exploring Educational eBooks
14. Embracing eBook Trends
  - Integration of Multimedia Elements
  - Interactive and Gamified eBooks

## **Subaru Legacy 1993 Owner39s Manual Introduction**

In the digital age, access to information has become easier than ever before. The ability to download Subaru Legacy 1993 Owner39s Manual has revolutionized the way we consume written content. Whether you are a student looking for course material, an avid reader searching for your next favorite book, or a professional seeking research papers, the option to download Subaru Legacy 1993 Owner39s Manual has opened up a world of possibilities. Downloading Subaru Legacy 1993 Owner39s Manual provides numerous advantages over physical copies of books and documents. Firstly, it is incredibly

convenient. Gone are the days of carrying around heavy textbooks or bulky folders filled with papers. With the click of a button, you can gain immediate access to valuable resources on any device. This convenience allows for efficient studying, researching, and reading on the go. Moreover, the cost-effective nature of downloading Subaru Legacy 1993 Owner39s Manual has democratized knowledge. Traditional books and academic journals can be expensive, making it difficult for individuals with limited financial resources to access information. By offering free PDF downloads, publishers and authors are enabling a wider audience to benefit from their work. This inclusivity promotes equal opportunities for learning and personal growth. There are numerous websites and platforms where individuals can download Subaru Legacy 1993 Owner39s Manual. These websites range from academic databases offering research papers and journals to online libraries with an expansive collection of books from various genres. Many authors and publishers also upload their work to specific websites, granting readers access to their content without any charge. These platforms not only provide access to existing literature but also serve as an excellent platform for undiscovered authors to share their work with the world. However, it is essential to be cautious while downloading Subaru Legacy 1993 Owner39s Manual. Some websites may offer pirated or illegally obtained copies of copyrighted material. Engaging in such activities not only violates copyright laws but also undermines the efforts of authors, publishers, and researchers. To ensure ethical downloading, it is advisable to utilize reputable websites that prioritize the legal distribution of content. When downloading Subaru Legacy 1993 Owner39s Manual, users should also consider the potential security risks associated with online platforms. Malicious actors may exploit vulnerabilities in unprotected websites to distribute malware or steal personal information. To protect themselves, individuals should ensure their devices have reliable antivirus software installed and validate the legitimacy of the websites they are downloading from. In conclusion, the ability to download Subaru Legacy 1993 Owner39s Manual has transformed the way we access information. With the convenience, cost-effectiveness, and accessibility it offers, free PDF downloads have become a popular choice for students, researchers, and book lovers worldwide. However, it is crucial to engage in ethical downloading practices and prioritize personal security when utilizing online platforms. By doing so, individuals can make the most of the vast array of free PDF resources available and embark on a journey of continuous learning and intellectual growth.

### **FAQs About Subaru Legacy 1993 Owner39s Manual Books**

**What is a Subaru Legacy 1993 Owner39s Manual PDF?** A PDF (Portable Document Format) is a file format developed by Adobe that preserves the layout and formatting of a document, regardless of the software, hardware, or operating system used to view or print it. **How do I create a Subaru Legacy 1993 Owner39s Manual PDF?** There are several ways to

create a PDF: Use software like Adobe Acrobat, Microsoft Word, or Google Docs, which often have built-in PDF creation tools. Print to PDF: Many applications and operating systems have a "Print to PDF" option that allows you to save a document as a PDF file instead of printing it on paper. Online converters: There are various online tools that can convert different file types to PDF. **How do I edit a Subaru Legacy 1993 Owner39s Manual PDF?** Editing a PDF can be done with software like Adobe Acrobat, which allows direct editing of text, images, and other elements within the PDF. Some free tools, like PDFescape or Smallpdf, also offer basic editing capabilities. **How do I convert a Subaru Legacy 1993 Owner39s Manual PDF to another file format?** There are multiple ways to convert a PDF to another format: Use online converters like Smallpdf, Zamzar, or Adobe Acrobats export feature to convert PDFs to formats like Word, Excel, JPEG, etc. Software like Adobe Acrobat, Microsoft Word, or other PDF editors may have options to export or save PDFs in different formats. **How do I password-protect a Subaru Legacy 1993 Owner39s Manual PDF?** Most PDF editing software allows you to add password protection. In Adobe Acrobat, for instance, you can go to "File" -> "Properties" -> "Security" to set a password to restrict access or editing capabilities. Are there any free alternatives to Adobe Acrobat for working with PDFs? Yes, there are many free alternatives for working with PDFs, such as: LibreOffice: Offers PDF editing features. PDFsam: Allows splitting, merging, and editing PDFs. Foxit Reader: Provides basic PDF viewing and editing capabilities. How do I compress a PDF file? You can use online tools like Smallpdf, ILovePDF, or desktop software like Adobe Acrobat to compress PDF files without significant quality loss. Compression reduces the file size, making it easier to share and download. Can I fill out forms in a PDF file? Yes, most PDF viewers/editors like Adobe Acrobat, Preview (on Mac), or various online tools allow you to fill out forms in PDF files by selecting text fields and entering information. Are there any restrictions when working with PDFs? Some PDFs might have restrictions set by their creator, such as password protection, editing restrictions, or print restrictions. Breaking these restrictions might require specific software or tools, which may or may not be legal depending on the circumstances and local laws.

**Find Subaru Legacy 1993 Owner39s Manual :**

**toshiba satellite a205 repair manual**

**tourism grade 11 pat phase 1**

total care bed service manual

*toshiba sv4 manual*

~~tourism memorandum phase2015~~

**toshiba satellite a665 service manual**

*total gym 1500 workout guide*



**tourism pat memorandum 2014**

toshiba pocket pc e750 manual

**tous les deacutefauts des mecs la bible**

toussaint louverture le grand preacutecurseur

**total english icse guide**

~~tourism pat memorandum 2014 phase 2~~

**toshiba satellite a665 keyboard removal**

toshiba repair manual

### **Subaru Legacy 1993 Owner39s Manual :**

Don Quixote, Which Was a Dream a book by Kathy Acker Don Quixote, Which Was a Dream a book by Kathy Acker Don Quixote (which was a dream) by Kathy Acker Kathy Acker's Don Quixote is an indomitable woman on a formidable quest: to become a knight and defeat the evil enchanter of modern America by pursuing ... Don Quixote, Which Was a Dream Kathy Acker's Don Quixote is an indomitable woman on a formidable quest: to become a knight and defeat the evil enchanter of modern America by pursuing ... Don Quixote: WHICH WAS A DREAM by Kathy Acker (Grove Nov 9, 1986 — The final section of "Don Quixote" is a long harangue against the evil empire--a hideous British-American landscape of corruption and decay. Don Quixote, which was a Dream - Kathy Acker Kathy Acker's Don Quixote is an indomitable woman on a formidable quest: to become a knight and defeat the evil enchanter of modern America by pursuing ... Don Quixote, Which Was a Dream - by Kathy Acker Kathy Acker's Don Quixote is an indomitable woman on a formidable quest: to become a knight and defeat the evil enchanter of modern America by pursuing ... 3 - Writing-through: Don Quixote: Which Was a Dream This chapter recognises that such scholarship is valuable to an understanding of Acker's work, yet seeks to move a conception of Acker's writing away from a ... Don Quixote Sep 1, 1989 — Kathy Acker's Don Quixote is an indomitable woman on a formidable quest: to become a knight and defeat the evil enchanter of modern America by ... THE LORD OF LA MANCHA AND HER ABORTION Nov 30, 1986 — The novel begins with Don Quixote, now a 66-year-old contemporary woman, having an abortion, which maddens her: "She conceived of the most ... by Kathy Acker - Don Quixote, Which Was a Dream Kathy Acker's Don Quixote is an indomitable woman on a formidable quest: to become a knight and defeat the evil enchanter of modern America by pursuing 'the ... Yookoso Answer Keys | PDF | Languages | Foods 7. b. Answer Key for Workbook/Laboratory Manual. PART TWO LISTENING COMPREHENSION ... Answer Key for Workbook/Laboratory Manual. CHAPTER 6 REVIEW A. and B ... Instructor's Manual Answer Key for Workbook/Laboratory Manual (193.0K) V. Testing Program (187.0 ... Chapter 7. Instructor Resources. Instructor's Manual. Choose a Chapter, Chapter ... Yookoso Workbook Answer Key - Fill Online,

Printable ... Fill Yookoso Workbook Answer Key, Edit online. Sign, fax and ... ANSWER KEY CHAPTER 7 Download : Books Workbook Answer Key Chapter 7 BOOKS WORKBOOK ANSWER. Yookoso Workbook Answers - Fill Online ... The purpose of Yookoso workbook answers is to provide guidance and assistance to students using the Yookoso! An Invitation to Contemporary Japanese textbook. japanese workbook answers - Answer Key for... View Lecture Slides - japanese workbook answers from JPS 101 at Syracuse University. Answer Key for Workbook/Laboratory Manual This is the answer key for ... Yookoso 1 Lab Manual Answer Key View Lab - Yookoso 1 Lab Manual Answer Key from JPN 1130 at University of Florida. Answer Key for Workbook/Laboratory Manual This is the answer key for the ... Get Yookoso Workbook Answer Key Complete Yookoso Workbook Answer Key online with US Legal Forms. Easily fill out PDF blank, edit, and sign them. Save or instantly send your ready ... Thoughts on the Yookoso series? : r/LearnJapanese The activities in the textbook have no answers and the workbook answers are only available in the teachers book. The textbook content itself is ... Instructor's Manual Yookoso! - Mheducation Chapter 7: Nature and Culture. 32. Answer Key for Student Edition Listening ... Answer Key to the Workbook/Laboratory Manual. 102. Do You Remember? 102. Manual de Vuelo Limitations Hawker 700a | PDF Revise the Limitations Section in the FAA-approved Aigplane Flight Manual (AFM) Supplement to include the following slatement, This may be accomplished by ... Hawker 700, HS-125-700 Pilot Training Manual This item is: SimuFlite Hawker 700, HS-125-700 Initial Pilot Training Manual. FlightSafety Hawker HS 125 Series 700A Performance ... This item is: FlightSafety Hawker HS 125 Series 700A Performance Manual. With HS125-400A 731 Retrofit with APR section. We answer questions and will provide ... Flight Safety International Hawker Pilot Training Manual ... This Flight Safety International Hawker Pilot Training Manual Model HS-125 Model 700A is a valuable resource for any pilot looking to improve their skills ... Hawker 700 (MM) Illustrated Maintenance Manual Download Hawker 700 (MM) Illustrated Maintenance Manual Download. The Hawker 700 is one of the most popular jets for interstate business travel. Hawker 700A Maintenance Manual Aug 6, 2020 — Hawker 700A Maintenance Manual. Without the noise volume that some business jets produce, the Hawker 700 is capable of entry into any airport ... Raytheon Beechcraft Hawker 125 series 700 ... Raytheon Beechcraft Hawker 125 series 700 Aircraft Maintenance Manual. Disclaimer: This item is sold for historical and reference Only. Download Aircraft Airframes Manuals - Hawker Beechcraft ... Maintenance Schedule Manual. \$18.85. Add To Cart · Raytheon Beechcraft Hawker 125 series 700 Aircraft ... Hawker 700 Hawker 700 pilot initial training is a 13-day program and is offered in our Dallas ... • Aircraft Flight Manual. • Electrical - Normals / Abnormals. • Lighting ... G1000 / GFC 700 System Maintenance Manual Hawker ... Feb 21, 2014 — Airplane Flight Manual Supplement, G1000, Hawker Beechcraft 200, 200C, ... G1000 / GFC 700 System Maintenance Manual - 200/B200 Series King Air.